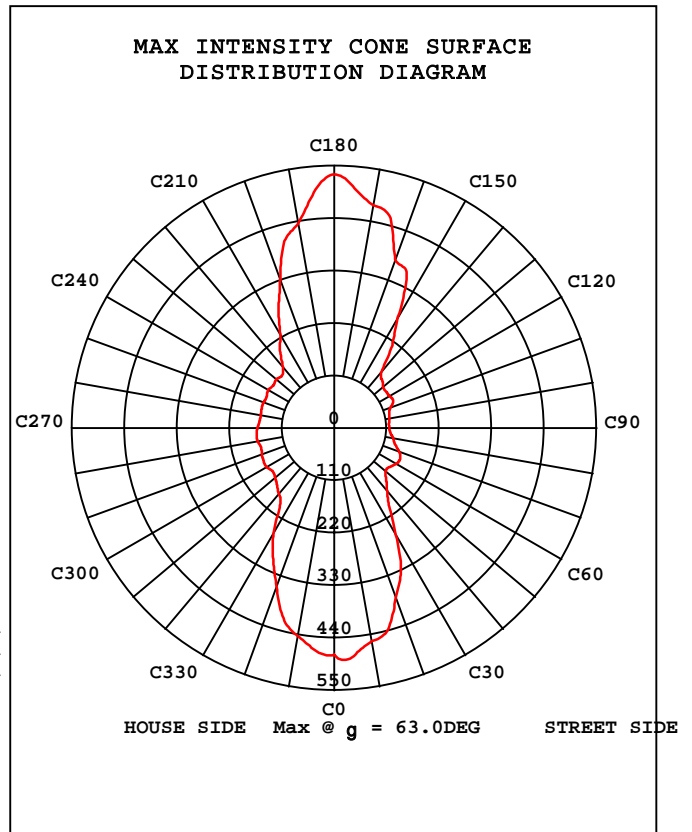
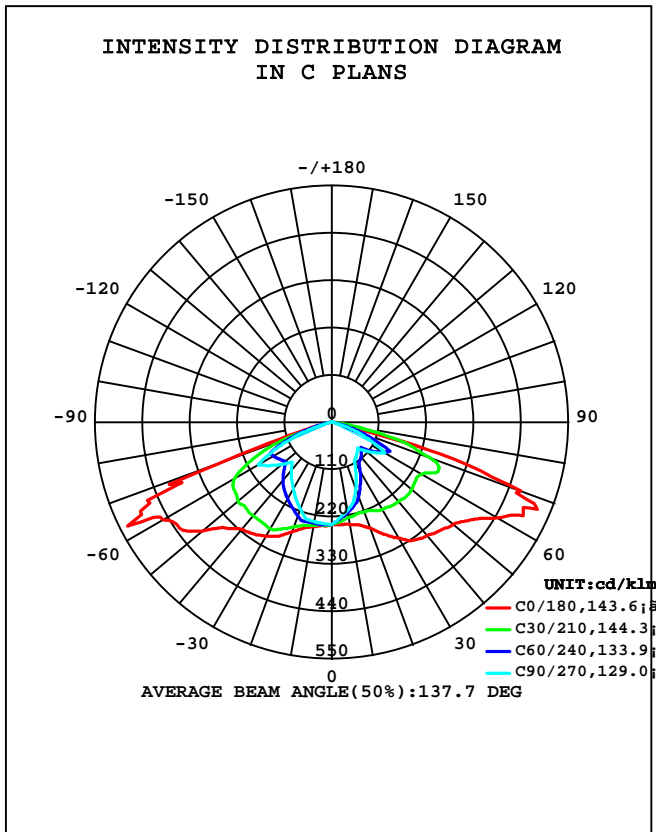


STREETLIGHT PHOTOMETRIC TEST REPORT

Test:U:221.6V I:0.2440A P:52.10W PF:0.9620 Lamp Flux:5789.8x1 lm		
NAME: LEAF RANGE	TYPE:50W	WEIGHT:1.7
DIM.:	SPEC.:5700K	SERIAL No.:
MFR.: LED MARKET SRL	SUR.:	PROTECTION ANGLE:

DATA OF LAMP		PHOTOMETRIC DATA Eff: 109.25 lm/W			
MODEL: LEAF	RANGE 50W, 5700K	Imax(cd/klm)	532.4	h street_up(%)	0.0
NOMINAL POWER(W)	50	LOR(%)	98.3	h street_down(%)	46.6
RATED VOLTAGE(V)	222	TOTAL FLUX(lm/klm)	983.1	h house_up(%)	0.0
NOMINAL FLUX(lm)	5789.8	MAXIMUM @(C,g )	180,63.0	h house_down(%)	51.8
LAMPS INSIDE	1	h up(%)	0.0	76 FLASHAREA(m2)	
TEST VOLTAGE(V)	221.6	h down(%)	98.3	SLI	



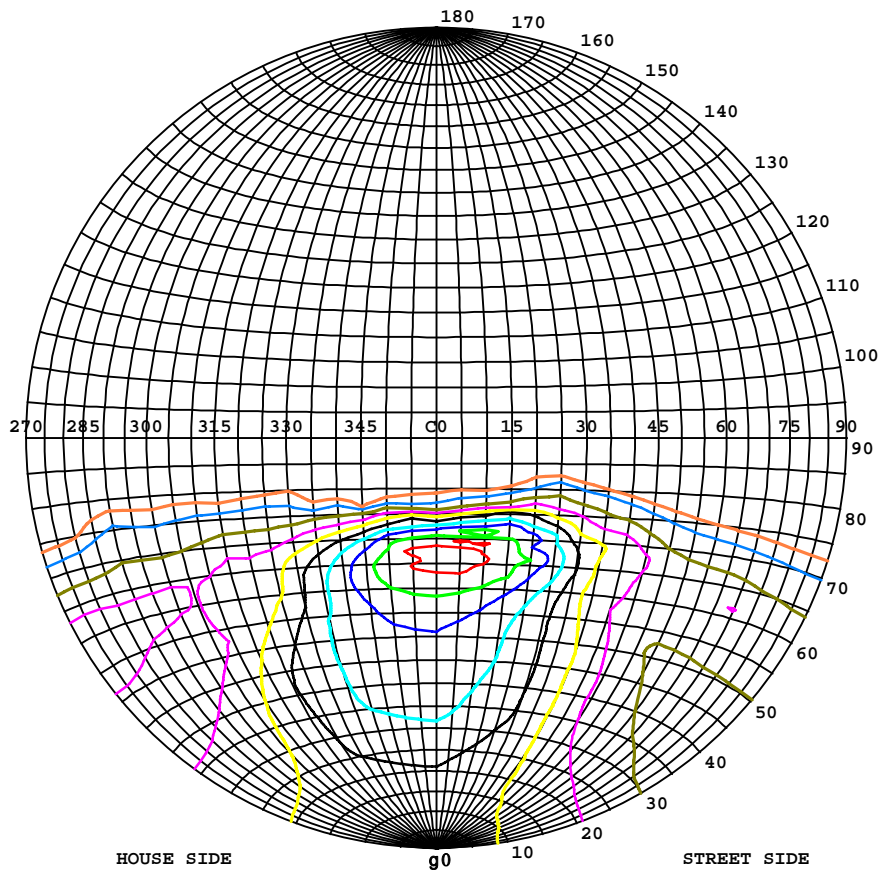
C Range: 0 - 360DEG  
 C Interval: 5.0DEG  
 Test Speed: HIGH  
 Temperature:22DEG  
 Operators:ROMAN  
 Test Date:2019-03-21

g Range: 0 - 90DEG  
 g Interval: 0.5DEG  
 Test System:EVERFINE GO-2000A\_V1 SYSTEM V2.0.269  
 Humidity:65.0%  
 Test Distance:8.000m [K=1.0000]  
 Remarks:

Note: SLI:Specific Luminaire Index  
 C:\Users\LAB\Desktop\LED\HIGH BAY\STREET\LEAF\STREET LEAF 50W 5700K.GOS

STREETLIGHT ISOCANDELA DIAGRAM

Test:U:221.6V I:0.2440A P:52.10W PF:0.9620 Lamp Flux:5789.8x1 lm		
NAME: LEAF RANGE	TYPE:50W	WEIGHT:1.7
DIM.:	SPEC.:5700K	SERIAL No.:
MFR.: LED MARKET SRL	SUR.:	PROTECTION ANGLE:



Classification:

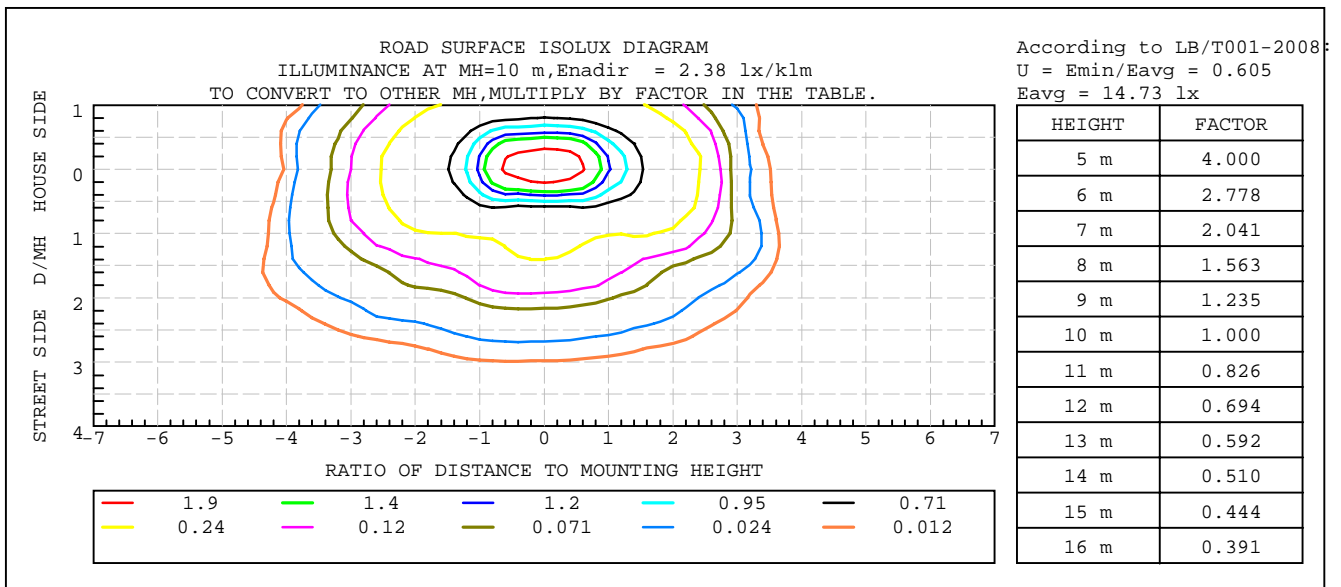
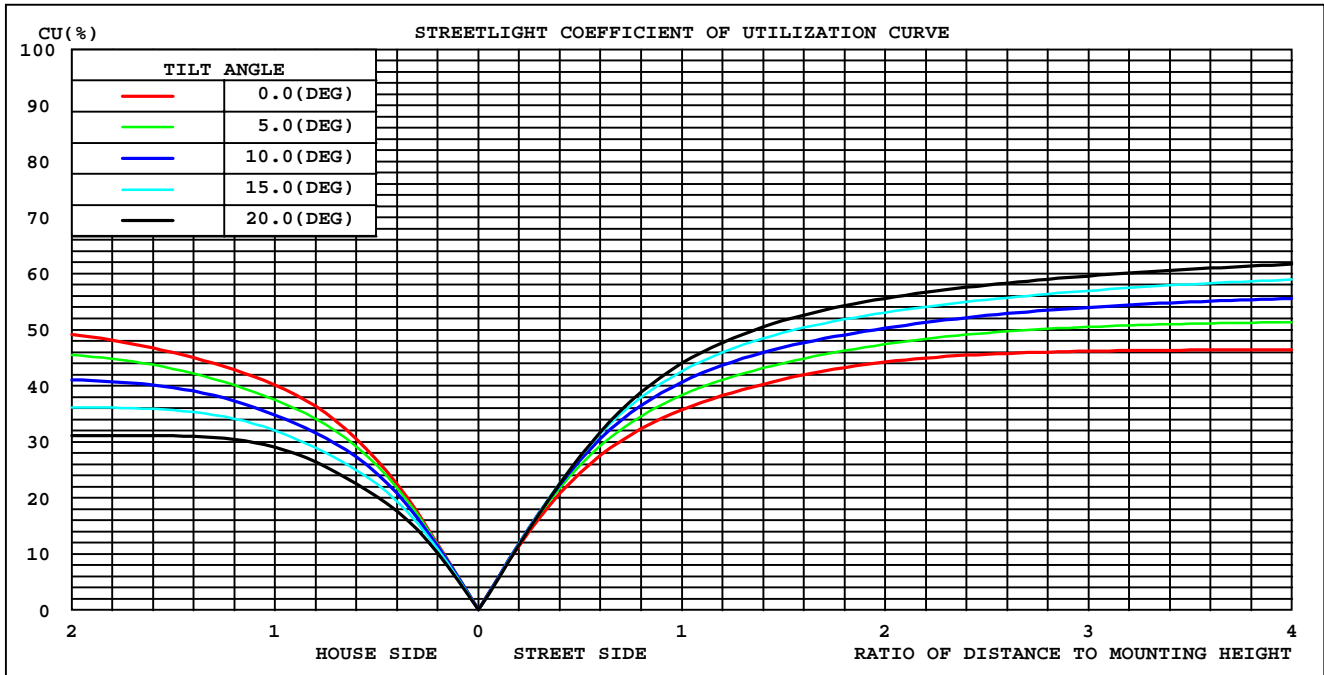
IES:Type II - Short  
 CIE:Narrow - Intermediate  
 IES:Cut-off  
 CIE:Semi-cut-off  
 Max.At80:83.01cd/klm  
 Max.At90:1.080cd/klm  
 Max.80-90:83.01cd/klm  
 NRB 5101:Semi limited[20.7%]

ISOCANDELA DIAGRAM	
UNIT	cd/klm
I <sub>max</sub> =100%	532
90%	479
80%	426
70%	373
60%	319
50%	266
40%	213
30%	160
20%	106
10%	53
5%	27

C Range: 0 - 360DEG  
 C Interval: 5.0DEG  
 Test Speed: HIGH  
 Temperature:22DEG  
 Operators:ROMAN  
 Test Date:2019-03-21

g Range: 0 - 90DEG  
 g Interval: 0.5DEG  
 Test System:EVERFINE GO-2000A\_V1 SYSTEM V2.0.269  
 Humidity:65.0%  
 Test Distance:8.000m [K=1.0000]  
 Remarks:

# COEFFICIENT OF UTILIZATION CURVE AND ISOLUX DIAGRAM



C Range: 0 - 360DEG  
 C Interval: 5.0DEG  
 Test Speed: HIGH  
 Temperature: 22DEG  
 Operators: ROMAN  
 Test Date: 2019-03-21

g Range: 0 - 90DEG  
 g Interval: 0.5DEG  
 Test System: EVERFINE GO-2000A\_V1 SYSTEM V2.0.269  
 Humidity: 65.0%  
 Test Distance: 8.000m [K=1.0000]  
 Remarks:

ZONAL FLUX DIAGRAM

Test:U:221.6V I:0.2440A P:52.10W PF:0.9620 Lamp Flux:5789.8x1 lm		
NAME: LEAF RANGE	TYPE:50W	WEIGHT:1.7
DIM.:	SPEC.:5700K	SERIAL No.:
MFR.: LED MARKET SRL	SUR.:	PROTECTION ANGLE:

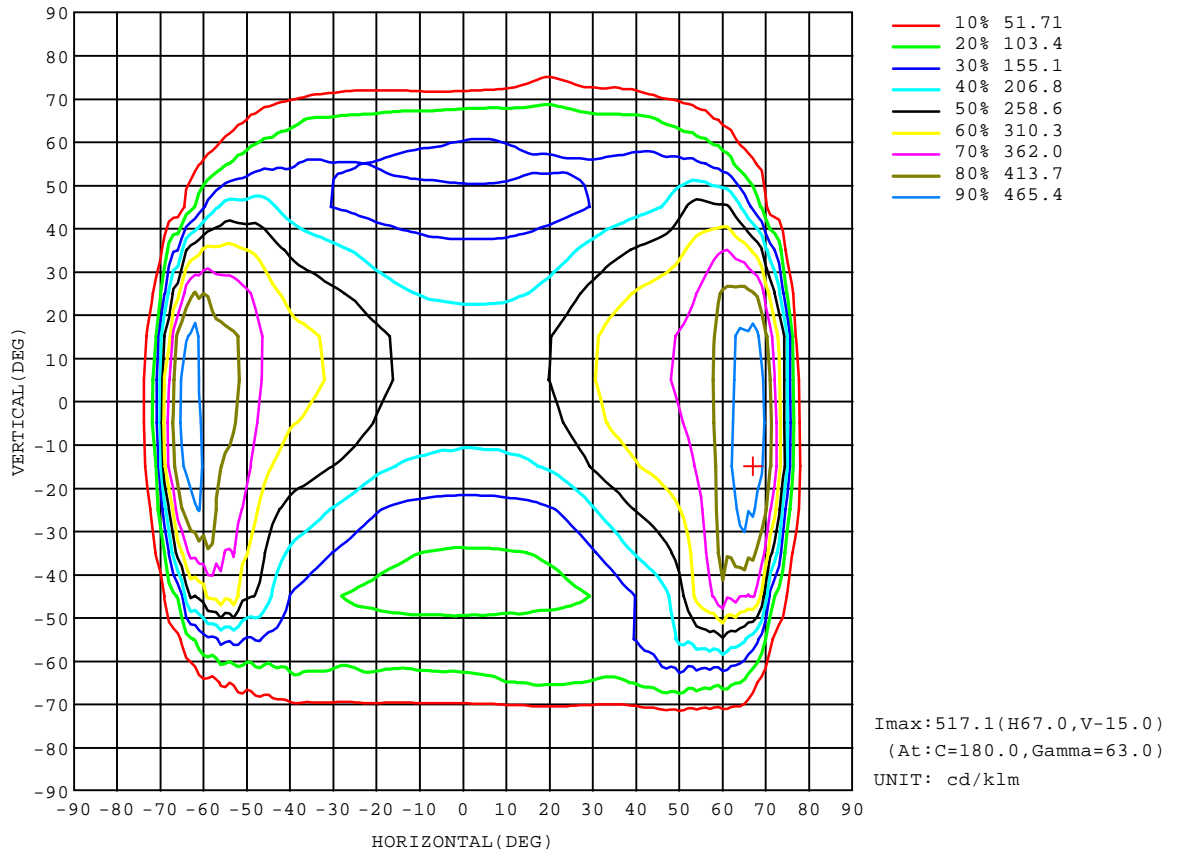
g	C0	C45	C90	C135	C180	C225	C270	C315	g	F zone	F total	\$lum,lamp
5	240.0	228.9	223.6	230.9	241.6	240.5	236.7	238.1	0- 5	5.644	5.644	0.57,0.56
10	241.7	218.6	208.9	221.1	247.0	240.7	235.0	236.9	5- 10	16.63	22.28	2.27,2.23
15	247.5	211.1	194.2	213.1	254.7	244.3	233.4	238.1	10- 15	27.25	49.52	5.04,4.95
20	262.5	202.9	164.8	204.6	271.6	249.2	215.5	240.9	15- 20	37.37	86.89	8.84,8.69
25	287.2	188.2	135.4	190.6	292.4	246.0	197.5	238.6	20- 25	46.68	133.6	13.6,13.4
30	311.3	172.1	105.9	176.8	306.0	242.1	179.6	237.4	25- 30	55.38	189.0	19.2,18.9
35	335.1	161.2	99.34	166.4	317.3	239.5	163.3	239.0	30- 35	63.39	252.3	25.7,25.2
40	344.8	153.0	92.73	158.1	325.4	232.9	147.0	240.1	35- 40	71.05	323.4	32.9,32.3
45	357.0	152.5	86.13	150.7	348.0	213.7	130.7	224.5	40- 45	77.60	401.0	40.8,40.1
50	369.7	143.6	105.4	140.5	393.9	191.1	153.5	204.2	45- 50	84.47	485.5	49.4,48.5
55	395.8	134.6	124.7	128.6	431.0	162.9	176.3	176.7	50- 55	94.71	580.2	59.58
60	445.4	148.9	143.9	139.8	454.5	163.6	199.1	174.4	55- 60	106.6	686.7	69.9,68.7
65	490.7	159.3	97.18	142.2	490.6	147.7	136.4	166.7	60- 65	115.7	802.4	81.6,80.2
70	468.1	140.7	50.41	102.2	275.1	106.4	73.65	134.1	65- 70	103.2	905.6	92.1,90.6
75	173.7	68.86	3.646	49.65	39.01	51.19	10.94	67.88	70- 75	59.15	964.7	98.1,96.5
80	14.44	4.106	0	3.024	6.798	3.280	0	6.828	75- 80	16.18	980.9	99.8,98.1
85	4.040	0	0	0	2.484	0	0	0	80- 85	1.969	982.9	100,98.3
90	0.9348	0	0	0	1.080	0	0	0	85- 90	0.1984	983.1	100,98.3
95									90- 95			
100									95-100			
105									100-105			
110									105-110			
115									110-115			
120									115-120			
125									120-125			
130									125-130			
135									130-135			
140									135-140			
145									140-145			
150									145-150			
155									150-155			
160									155-160			
165									160-165			
170									165-170			
175									170-175			
180									175-180			
DEG	LUMINOUS INTENSITY:cd/klm									UNIT:lm/klm		

C Range: 0 - 360DEG  
C Interval: 5.0DEG  
Test Speed: HIGH  
Temperature:22DEG  
Operators:ROMAN  
Test Date:2019-03-21

g Range: 0 - 90DEG  
g Interval: 0.5DEG  
Test System:EVERFINE GO-2000A\_V1 SYSTEM V2.0.269  
Humidity:65.0%  
Test Distance:8.000m [K=1.0000]  
Remarks:

# ISOCANDELA DIAGRAM

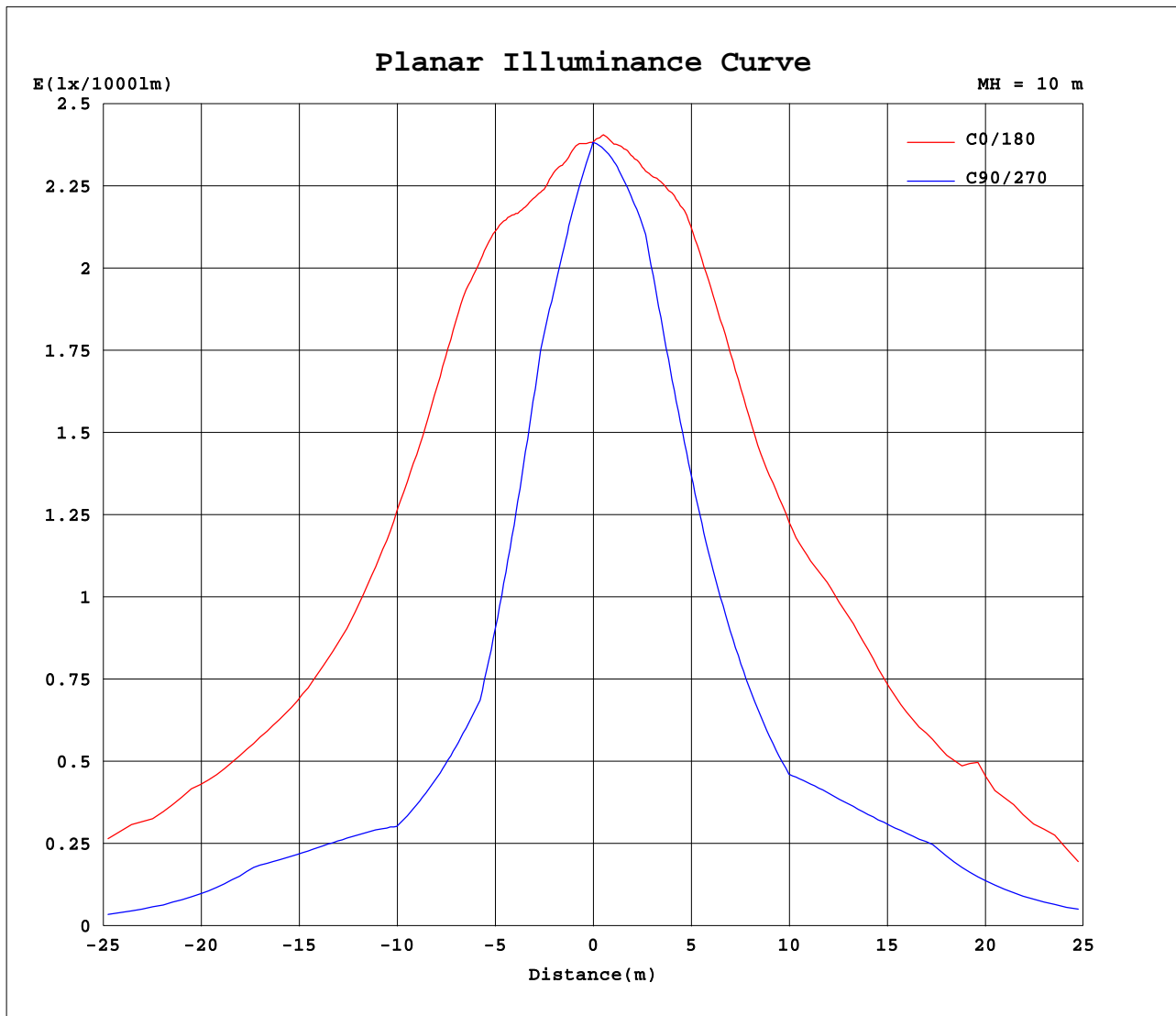
Test:U:221.6V I:0.2440A P:52.10W PF:0.9620 Lamp Flux:5789.8x1 lm		
NAME: LEAF RANGE	TYPE:50W	WEIGHT:1.7
DIM.:	SPEC.:5700K	SERIAL No.:
MFR.: LED MARKET SRL	SUR.:	PROTECTION ANGLE:



C Range: 0 - 360DEG  
C Interval: 5.0DEG  
Test Speed: HIGH  
Temperature:22DEG  
Operators:ROMAN  
Test Date:2019-03-21

g Range: 0 - 90DEG  
g Interval: 0.5DEG  
Test System:EVERFINE GO-2000A\_V1 SYSTEM V2.0.269  
Humidity:65.0%  
Test Distance:8.000m [K=1.0000]  
Remarks:

## Planar Illuminance Curve



C Range: 0 - 360DEG  
 C Interval: 5.0DEG  
 Test Speed: HIGH  
 Temperature: 22DEG  
 Operators: ROMAN  
 Test Date: 2019-03-21

g Range: 0 - 90DEG  
 g Interval: 0.5DEG  
 Test System: EVERFINE GO-2000A\_V1 SYSTEM V2.0.269  
 Humidity: 65.0%  
 Test Distance: 8.000m [K=1.0000]  
 Remarks:







